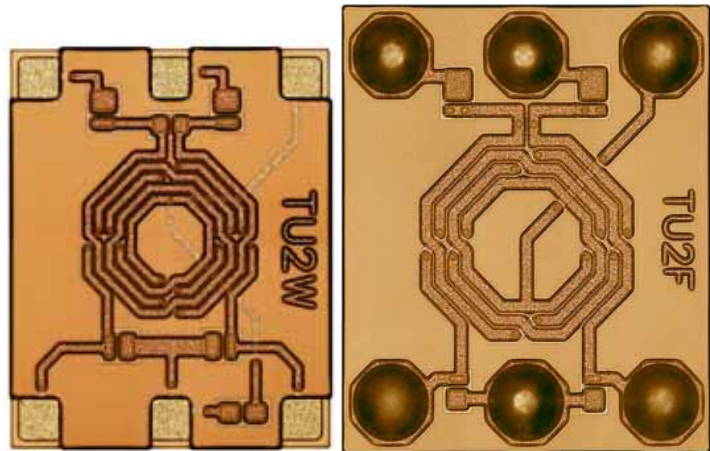


(13) UWB Band Balun (SCI-113 W/F)

FEATURES

- Passive integration on silicon substrate
- Low insertion loss in pass band
- Small size: 1.0 mm x 1.2 mm (wirebond)
1.4 mm x 1.2 mm (flip chip)
- Pb-free solder bump
- Low profile: 0.25 mm height (wirebond)
0.40 mm height (flip chip)
- Directly attachable on PCB or flipped on PCB
- Operating temperature: -40°C to +85°C
- Storage temperature: -40°C to +85°C



SCI-113W (Wirebond)

SCI-113F (Flip Chip)

DESCRIPTION

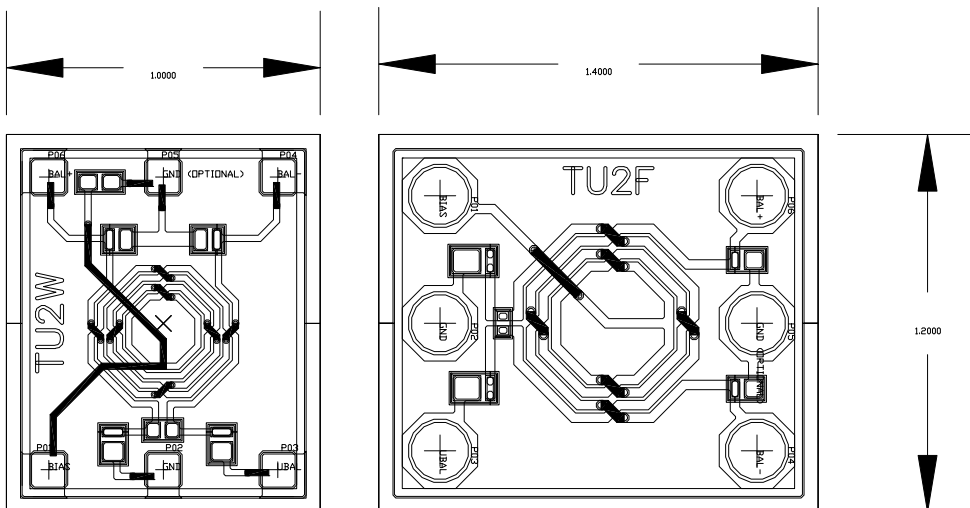
STATS ChipPAC's SCI-113W/F is a balun for UWB band applications. The balun has low pass-band insertion loss and small size. It is composed of thick copper inductors and Metal-Insulator-Metal capacitors which are fabricated on a silicon substrate using STATS ChipPAC's IPD (Integrated Passive Device) process. The pad or bump size and pitch of the balun are selected so that the device can be mounted directly on a PCB or laminate substrate using conventional wirebonding or surface mount techniques. The low profile and small form-factor of the device make it especially suitable for SiP applications.

ELECTRICAL SPECIFICATIONS

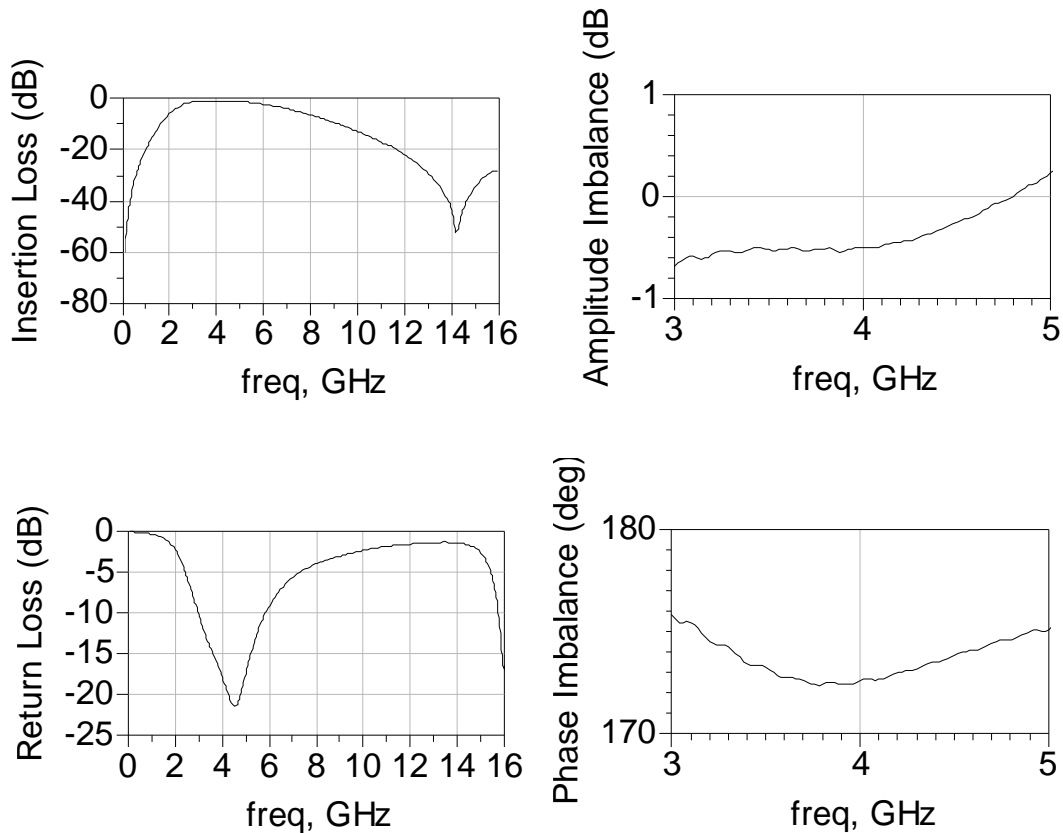
(Test board loss 0.2 dB included)

Specification	Unit	Min.	Typical	Max.
Pass Band	MHz	3000		5000
Insertion Loss	dB		1.3	
Return Loss	dB	10		
Differential Impedance	Ohm		100	
Amplitude Imbalance	dB			0.8
Phase Imbalance	deg			8.0
Size	mm	1.0 x 1.2 (WB)		1.4 x 1.2 (FC)

DIMENSIONS



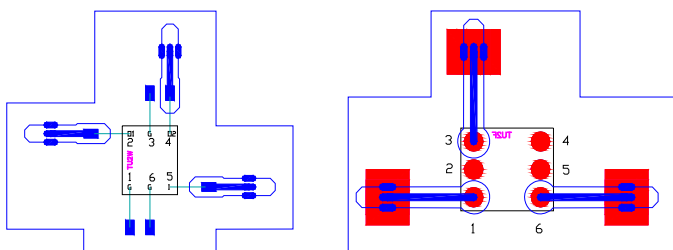
TYPICAL CHARACTERISTICS



TEST BOARD DRAWING

SCI-113W (Wirebond)

SCI-113F (Flip Chip)



Pad	SCI-113W Signal	SCI-113F Signal
1	Bias	Balanced (+)
2	Balanced (+)	GND
3	GND	Balanced (-)
4	Balanced (-)	Bias
5	Unbalanced	GND
6	GND	Unbalanced

NOTES

All dimension measurement units are in millimeters (mm). Electrical performance and typical values are measured at room temperature. For best results, ground plane directly beneath the device should be in the top metal layer.

Refer to "Appendix A" for:

- Pad sizes and typical wirebond length used in the wirebonded IPD products.
- Recommended solder thermal profile, landing pattern recommendation and bump specifications used in the flip chip IPD products.